

Connexions Careers Service Bolton

“Doing our best to help you achieve your best”



Activity Survey 2017

For further information please contact please contact
Bolton Council's Information Management unit: information.analysis@bolton.gov.uk

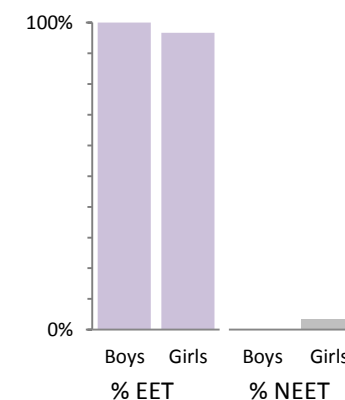
Connexions Activity Survey 2017

Westhoughton

Data as at 26/01/2018

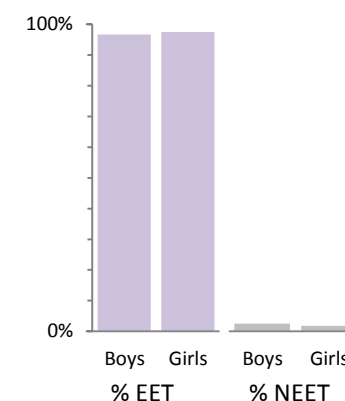
Westhoughton

	All Pupils		Boys		Girls	
	No.	%	No.	%	No.	%
Full Time Education	151	89.9%	69	88.5%	82	91.1%
Work Based Training (non-employed status)	3	1.8%	2	2.6%	1	1.1%
Full Time Employment	11	6.5%	7	9.0%	4	4.4%
Voluntary /Part-time Activities (inc. all PDOs)	0	0.0%	0	0.0%	0	0.0%
Total EET	165	98.2%	78	100.0%	87	96.7%
Unemployed (available to labour market)	3	1.8%	0	0.0%	3	3.3%
Unemployed (not available to labour market)	0	0.0%	0	0.0%	0	0.0%
Total NEET	3	1.8%	0	0.0%	3	3.3%
Moved out of Contact	0	0.0%	0	0.0%	0	0.0%
No Response	0	0.0%	0	0.0%	0	0.0%
Survey Total	168		78		90	

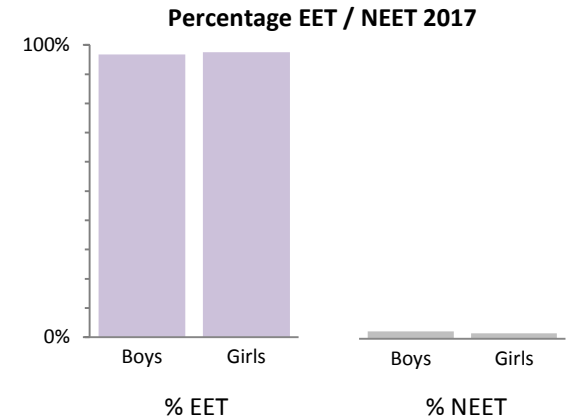


Bolton

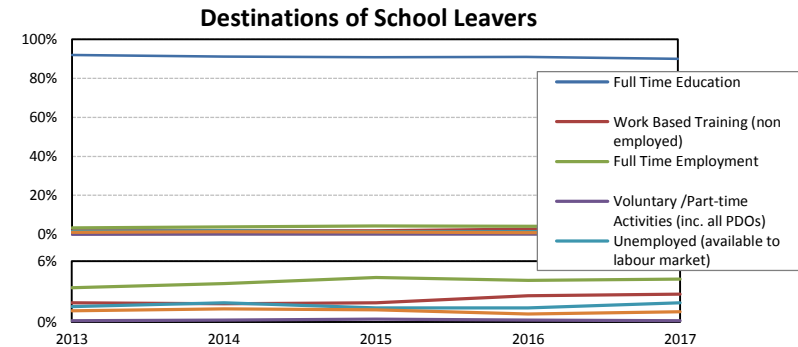
	All Pupils		Boys		Girls	
	No.	%	No.	%	No.	%
Full Time Education	3301	90.0%	1658	87.0%	1643	93.1%
Work Based Training (non-employed status)	101	2.8%	70	3.7%	31	1.8%
Full Time Employment	155	4.2%	110	5.8%	45	2.6%
Voluntary /Part-time Activities (inc. all PDOs)	5	0.1%	4	0.2%	1	0.1%
Total EET	3562	97.1%	1842	96.7%	1720	97.5%
Unemployed (available to labour market)	70	1.9%	41	2.2%	29	1.6%
Unemployed (not available to labour market)	10	0.3%	7	0.4%	3	0.2%
Total NEET	80	2.2%	48	2.5%	32	1.8%
Moved out of Contact	6	0.2%	3	0.2%	3	0.2%
No Response	21	0.6%	12	0.6%	9	0.5%
Survey Total	3669		1905		1764	



Destinations of School Leavers 2017	All Pupils		Boys		Girls	
	No.	%	No.	%	No.	%
Full Time Education	3301	90.0%	1658	87.0%	1643	93.1%
Work Based Training (non-employed status)	101	2.8%	70	3.7%	31	1.8%
Full Time Employment	155	4.2%	110	5.8%	45	2.6%
Voluntary /Part-time Activities (inc. all PDOs)	5	0.1%	4	0.2%	1	0.1%
Total EET	3562	97.1%	1842	96.7%	1720	97.5%
Unemployed (available to labour market)	70	1.9%	41	2.2%	29	1.6%
Unemployed (not available to labour market)	10	0.3%	7	0.4%	3	0.2%
Total NEET	80	2.2%	48	2.5%	32	1.8%
Moved out of Contact	6	0.2%	3	0.2%	3	0.2%
No Response	21	0.6%	12	0.6%	9	0.5%
Survey Total	3669		1905		1764	



Destinations of School Leavers (5 year trend)	2013	2014	2015	2016	2017
Full Time Education	92.0%	91.1%	90.8%	90.9%	90.0%
Work Based Training (non employed)	1.9%	1.8%	1.9%	2.6%	2.8%
Full Time Employment	3.4%	3.8%	4.4%	4.1%	4.2%
Voluntary /Part-time Activities (inc. all PDOs)	0.1%	0.2%	0.3%	0.2%	0.1%
Unemployed (available to labour market)	1.5%	1.9%	1.4%	1.4%	1.9%
Others	1.1%	1.3%	1.2%	0.8%	1.0%



**Activity Survey 2017
Further Education Breakdown**

Where 2017 Leavers undertake Post 16 Education

Westhoughton High School	
	Number of Pupils
Bolton Institutions	
Bolton College	41
Bolton Sixth Form College	15
Rivington and Blackrod High School	1
Thornleigh Salesian College	1
Bolton Institutions Total	58
Greater Manchester Institutions	
Salford City College - FutureSkills	1
Salford City College - Pendleton Campus	1
St John Rigby RC Sixth Form College	4
The Manchester College - Shena Simon	3
Wigan and Leigh College	18
Winstanley College	24
Greater Manchester Institutions Total	51
Outside Greater Manchester Institutions	
Myerscough College	1
Runshaw College	41
Outside Greater Manchester Institutions Total	42
Grand Total	151