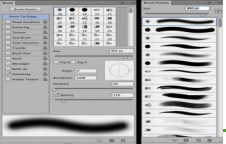
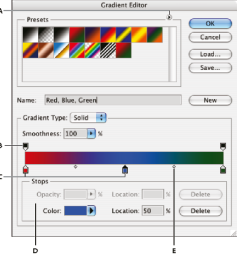



# Computing—Graphics: Photopea Name

Tool	What it is used for ?
Image Editing/Graphics Software	Software programs that allow you to manipulate digital images.
Brush 	A brush tool is one of the <b>basic tools found in graphic design and editing applications</b> . It is a part of the painting tool set which may also include pencil tools, pen tools, fill colour and many others. It allows the user to paint on a picture or photograph with the selected colour.
Spot Healing Brush	The spot healing brush can be used to clone areas from an image and blend the pixels from the sampled area seamlessly with the target area. The basic principle is that the texture from the sample area is blended with the colour and luminosity surrounding wherever you paint.
Clone	The clone tool is used in digital image editing to replace information for one part of a picture with information from another part. In other image editing software, its equivalent is sometimes called a rubber stamp tool or a clone brush.
Text	This <i>tool</i> allows <i>text</i> to be typed onto the current layer using the Primary colour. The <i>Text Controls</i> in the <i>Tool Bar</i> can be used to change the font.
Gradient 	The Gradient tool <b>creates a gradual blend between multiple colours</b> . You can choose from pre-set gradient fills or create your own. Note: You cannot use the Gradient tool with bitmap or indexed-colour images. To fill part of the image, select the desired area.
Adjust white balance levels	White balance is <b>the adjustment of a digital photograph to make its colours appear more realistic</b> 
Face Remixing	<b>Mix faces together in different combinations.</b>
Adjustment Layers	An adjustment layer <b>applies colour and tonal adjustments to your image without permanently changing pixel values</b> .
File Formats for digital Graphics	PSD, TIFF, PNG, JPEG, GIF
Best file type for printing	TIFF
Best file type for online use	PNG/JPEG