

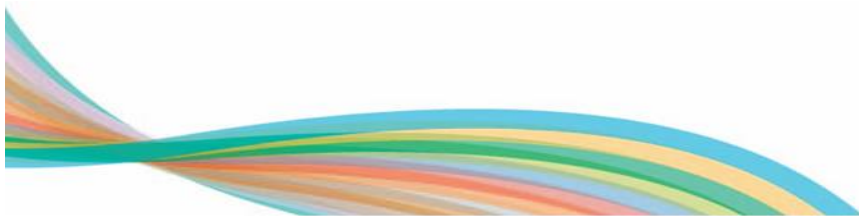
Connexions Careers Service Bolton

“Doing our best to help you achieve your best”



Activity Survey 2024

Westhoughton High School



For further information please contact

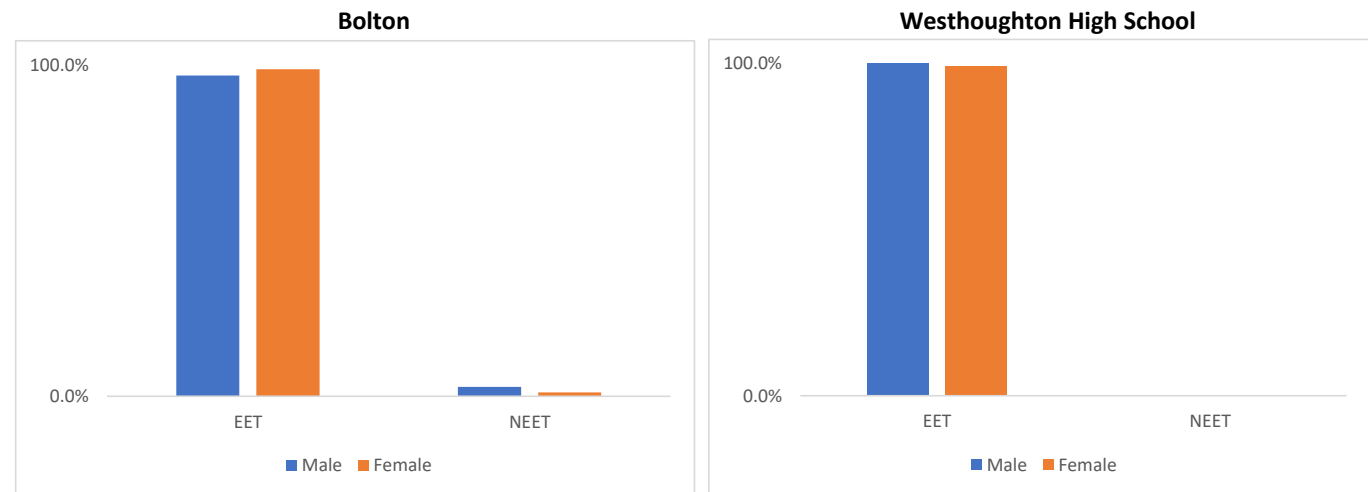
Bolton Council's Information Management unit: information.analysis@bolton.gov.uk

Destinations of Leavers

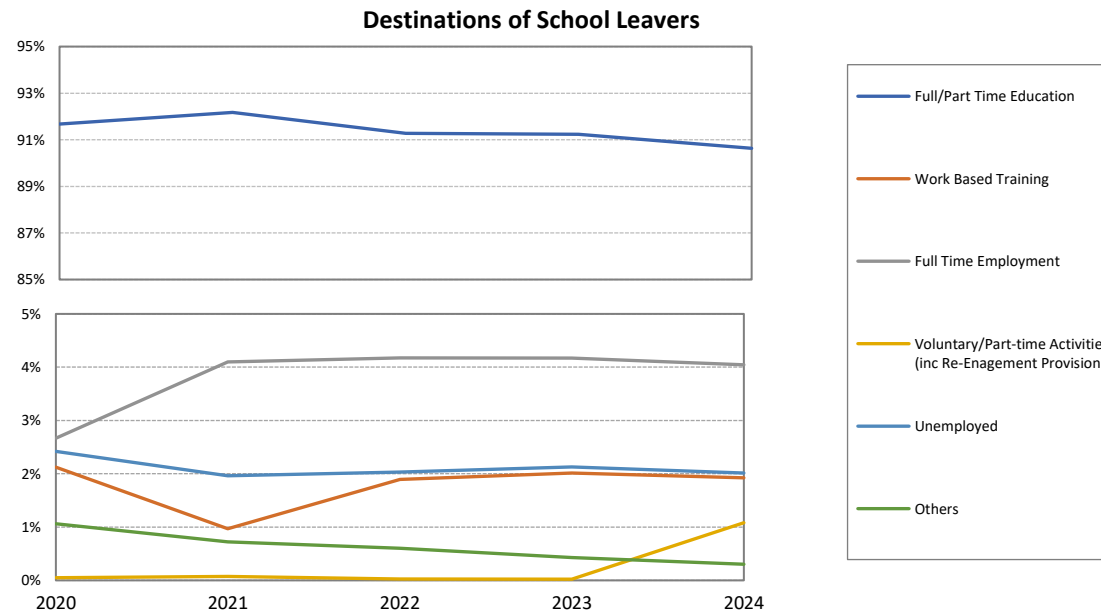
Page 1

Destinations of Leavers	Bolton						Westhoughton High School					
	All Pupils		Males		Females		All Pupils		Males		Females	
	No	%	No	%	No	%	No	%	No	%	No	%
Full/Part Time Education	4190	90.6%	2122	88.1%	2068	93.4%	236	87.7%	117	86.0%	119	89.5%
Work Based Training	89	1.9%	58	2.4%	31	1.4%	5	1.9%	4	2.9%	1	0.8%
Full Time Employment	187	4.0%	126	5.2%	61	2.8%	23	8.6%	14	10.3%	9	6.8%
Voluntary/Part-time Activities (inc Re-Engagement Provision)	50	1.1%	24	1.0%	26	1.2%	4	1.5%	1	0.7%	3	2.3%
EET Total	4516	97.7%	2330	96.8%	2186	98.7%	268	99.6%	136	100.0%	132	99.2%
Unemployed (available to labour market)	84	1.8%	60	2.5%	24	1.1%	0	0.0%	0	0.0%	0	0.0%
Unemployed (not available to labour market)	9	0.2%	8	0.3%	1	0.0%	0	0.0%	0	0.0%	0	0.0%
NEET Total	93	2.0%	68	2.8%	25	1.1%	0	0.0%	0	0.0%	0	0.0%
Moved out of Contact	7	0.2%	4	0.2%	3	0.1%	0	0.0%	0	0.0%	0	0.0%
No Response	7	0.2%	6	0.2%	1	0.0%	1	0.4%	0	0.0%	1	0.8%
Other Total	14	0.3%	10	0.4%	4	0.2%	1	0.4%	0	0.0%	1	0.8%
Survey Total	4623		2408		2215		269		136		133	

Percentage of EET/NEET 2024



Destinations of School Leavers (5 year trend)	2020	2021	2022	2023	2024
Full/Part Time Education	91.7%	92.2%	91.3%	91.2%	90.6%
Work Based Training	2.1%	1.0%	1.9%	2.0%	1.9%
Full Time Employment	2.7%	4.1%	4.2%	4.2%	4.0%
Voluntary/Part-time Activities (inc Re-Engagement Provision)	0.0%	0.1%	0.0%	0.0%	1.1%
Unemployed	2.4%	2.0%	2.0%	2.1%	2.0%
Others	1.1%	0.7%	0.6%	0.4%	0.3%



Academic Level Breakdown

For students in full time education	Bolton						Westhoughton High School					
	All Pupils		Males		Females		All Pupils		Males		Females	
	No	%	No	%	No	%	No	%	No	%	No	%
GCE A or AS or A2 level	1990	47.5%	925	43.6%	1065	51.5%	92	39.0%	44	37.6%	48	40.3%
T Levels	121	2.9%	66	3.1%	55	2.7%	7	3.0%	4	3.4%	3	2.5%
NVQ Level 3 or equivalent	874	20.9%	440	20.7%	434	21.0%	75	31.8%	37	31.6%	38	31.9%
NVQ Level 2 or equivalent	482	11.5%	261	12.3%	221	10.7%	38	16.1%	22	18.8%	16	13.4%
NVQ Level 1 or equivalent	301	7.2%	203	9.6%	98	4.7%	9	3.8%	5	4.3%	4	3.4%
GCSE course(s)	32	0.8%	12	0.6%	20	1.0%	0	0.0%	0	0.0%	0	0.0%
Other courses followed in full time education	390	9.3%	215	10.1%	175	8.5%	15	6.4%	5	4.3%	10	8.4%
Total Students	4190		2122		2068		236		117		119	

Bolton Institutions	54
Bolton College	33
Bolton Sixth Form College	20
Thornleigh Salesian College	1
Greater Manchester Institutions	121
Bury College	2
Salford City College - Eccles Campus	1
Salford City College - FutureSkills	2
Salford City College - Pendleton Campus	1
Salford City College - Worsley Campus	1
St John Rigby RC Sixth Form College	3
Trafford College	1
Wigan and Leigh College	96
Wigan Warriors Education Academy	2
Winstanley College	12
Outside Greater Manchester	61
AFC Harrogate	1
Cardinal Newman College	1
Myerscough College	3
Runshaw College	56

MEETING THE DUTY TO PARTICIPATE	Full Time Education	236	97.0%
	School sixth-form	1	
	Sixth-form college	35	
	Further education	200	
	Higher Education	0	
	Other post-16 education	0	
	Special Post-16 Institution	0	
	Custodial Institution (Juvenile Offender)	0	
	Full Time Training	5	
	ESFA funded work-based learning	1	
	Other training (for example, non-ESFA funded private training organisations)	4	
	Traineeship	0	
	Supported Internship	0	
	Apprenticeship	19	
	Apprenticeship	19	
	Employment with Study	1	
	Full-time employment with study (regulated qualification)	1	
	Self Employed with Study (regulated qualification)	0	
	Work not for reward with study (regulated qualification)	0	
WORKING TOWARDS	Working towards participation	4	1.5%
	Re-engagement provision	4	
	Start date agreed (RPA compliant)	0	
TEMP BREAK FROM LEARNING	Temporary break from learning	0	0.0%
	Teenage parents	0	
	Illness	0	
	Pregnancy	0	
NOT PARTICIPATING	Employment without Training	3	1.5%
	Employment without training	0	
	Employment with training (other)	3	
	Temporary Employment	0	
	Self Employed	0	
	Not Settled (active in the labour market)	0	
	Part-time Education	0	
	Part-time employment	0	
	Start date agreed (other)	0	
	Working not for reward	0	
	Not ready for work or learning	0	
	Seeking employment, education or training	0	
	Not Settled (not active in the labour market)	0	
	Not Available - young carer	0	
	Not Available - religious grounds	0	
	Unlikely to ever become economically active	0	
	Not Available - other reason	0	
	Current Activity not established	1	
	Current situation not known	0	
	Cannot be contacted – no current address	0	
	Custodial Sentence	0	
	Refused to disclose activity	1	
2024 Year 11 Cohort Total		269	