

Spanish Foundation Writing Exam


Structure of the exam – 1 hour and 15 minutes


Question 1 – Describe a photo

Question 2 – Write 40-50 words

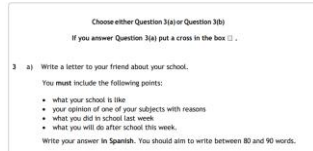
Question 3 – Write 80-90 words

Question 4 – Translate 5 sentences into Spanish

<u>Question No.</u>	<u>Task expectation</u>	<u>Content</u>	<u>How to answer</u>	<u>Top Tip(s)</u>
1 – Describing a photo	<p>Write 4 simple sentences to describe a photo.</p>  <p>1 Describe the photo. Write four short sentences in Spanish.</p> <p>_____ (2)</p> <p>_____ (2)</p> <p>_____ (2)</p> <p>_____ (2)</p>	<p>The photo could be any scenario or location and it is not Thematic Context based.</p> <p>Think people, location and activity.</p>	<p>En la foto – In the photo hay... - there is... veo... - I see... amigo - friends una familia - a family un chico / niño - a boy una chica / niña - a girl ... chicos - ... boys ... chicas - ... girls un hombre - a man una mujer - a woman ... hombres - ... men ... mujeres - ... women una casa - a house un salón - a living room un jardín - a garden un parque - a park un autobús - a bus plantas - plants árboles - trees Pienso que - I think that En mi opinión - In my opinion hace calor - it is hot hace sol - it is sunny</p>	<p>Ensure you know people and weather vocabulary.</p> <p>Keep each sentence simple.</p> <p>Example sentences include: En la foto, hay una playa. In the photo there is a beach.</p> <p>Veo una familia. I see a family.</p> <p>Hay 5 personas. There are 5 people.</p> <p>Hace calor. It is hot.</p>
2 – Write 40-50 words	<p>Choose either 2a OR 2b – Put a cross in the box to indicate which</p>	<p>Write a review of... - The review could be any scenario from any of the Thematic Contexts.</p>	<p>Know a range of opinions so that you don't repeat vocabulary. EG:</p>	<p>Leave a line in between each prompt so that it is clear to the examiner that you have</p>

	<p>task you have chosen.</p> <p>Write a response to each prompt:</p> 	<p>Although a review is a formal context, you do not have use a formal register.</p> <p>Prompt 1 = Describing in the present tense</p> <p>Prompt 2 = Opinion in the present tense</p> <p>Prompt 3 = Plans using the future timeframe</p>	<p>En mi opinión – In my opinion Pienso que – I think that Creo que – I believe that Para mí – For me Me gusta(n) – I like Me encanta(n) – I love Prefiero – I prefer No me gusta(n) – I don't like Detesto / Odio – I hate es – it is será / va a ser – it will be / it is going to be muy – very bastante – quite un poco – a bit interesante – interesting súper – super aburrido – boring fácil – easy difícil – difficult importante – important útil / inútil – useful / useless increíble – incredible</p> <p>Know sentence openers to refer to the future. En el futuro – In the future</p> <p>Know how to use a range of verbs in the simple future tense. Voy a + infinitive – I am going to... EG: Voy a ir – I am going to go Voy a comer – I am going to eat</p>	<p>addressed each one.</p> <p>If you don't have lots of ideas for one of the prompts, write at least one sentence and then write a bit more for at least one of the other prompts.</p>
<p>3 – Write 80-90 words</p>	<p>Choose either 3a OR 3b – Put a cross in the box to indicate which task you have chosen.</p>	<p>Write to a friend about... - The scenario could be from any of the Thematic Contexts.</p> <p>Prompt 1 = Describing in the present tense about the task topic</p> <p>Prompt 2 = Opinion in the present tense about the task topic</p>	<p>Use sentence openers – EG: Normalmente – Normally En el pasado – In the past En el futuro – In the future</p> <p>Use sequencers to develop your answers: Primero – First of all Luego – Then Después – Afterwards Más tarde – Later</p>	<p>Leave a line in between each prompt so that it is clear to the examiner that you have addressed each one.</p> <p>If you don't have lots of ideas for one of the prompts, write at least one sentence and then write a bit more for at least one of the other prompts.</p>

Write a response to each prompt:



Prompt 3 = A past activity in the context of the task topic

Prompt 4 = A future activity in the context of the task topic

Finalmente – Finally

Use a range of conjunctions:

y – and

también – also

además – furthermore

pero – but

sin embargo – however

no obstante – however

porque – because

Use verbs accurately in the present, past and future tenses.

EG:

Voy – I go

Fui – I went

Como – I eat

Comí – I ate

Bebo – I drink

Bebí – I drank

Veo – I watch

Vi – I watched

Juego – I play

Jugué – I played

Hago – I do

Hice – I did / made

Tengo – I have

Soy / Estoy – I am

Voy a + infinitive – I am going to...

EG:

Voy a ir – I am going to go

Voy a comer – I am going to eat

Know a range of opinions so that you don't repeat vocabulary.

EG:

En mi opinión – In my opinion

Pienso que – I think that

Creo que – I believe that

Para mí – For me

Me gusta(n) – I like

Me encanta(n) – I love

Prefiero – I prefer

No me gusta(n) – I don't like

Detesto / Odio – I hate

es – it is

fue – it was

será / va a ser – it will be / it is going to be

			muy – very bastante – quite un poco – a bit interesante – interesting súper – super aburrido – boring fácil – easy difícil – difficult importante – important útil / inútil – useful / useless increíble – incredible	
4 – Translation into Spanish	Translate the 5 thematically linked sentences into Spanish.	The sentences can be from any of the Thematic Contexts. Four sentences will be in the present timeframe. One sentence will be in the past timeframe. At least one sentence will be in the third person (he/she/they).	Translate the sentences into natural Spanish ensuring that you have accounted for every English word. Know a range of vocabulary and grammatical structures so that you can access sentences from any Thematic Context.	Ensure you have revised the vocabulary lists for the whole course. Don't worry about not knowing all the words in the sentences. Translate the words you do know.