


Knowledge Organiser : Skill Building Tool Box

Baseline drawing project:




Rationale: We want you to become familiar with some of the basic techniques of drawing; help you to look closely at the smaller things; understand keywords that will help you express yourself when commenting on your own work and that of others.

Throughout this mini project

you will learn:

About the techniques & materials that artists use to create amazing tonal drawings!.

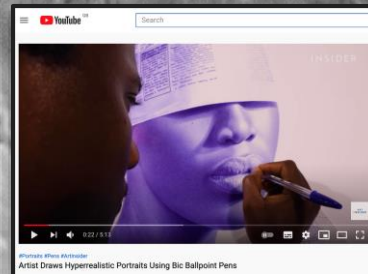
How to experiment with pencil line to create your own tonal drawing of an eye.



WAGOLL

CEAIG: watch this:

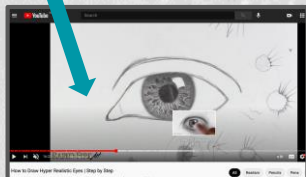
<https://www.youtube.com/watch?v=QRFTjwuDww4>



Try out these techniques at home:

<https://www.youtube.com/watch?v=FmsSbpsB5Vs>

<https://www.youtube.com/watch?v=zqNZ9df0tho>



Read this:

<https://www.bbc.co.uk/bitesize/guides/zc7sfrd/revision/2>

Key words & Definitions

1	Accurate	Careful and precise.
2	Blend	To become mixed together
3	Fleck	A small patch of light or colour.
4	Iris	The coloured part of the eye
5	Layer	A section that alternates
6	Observational	Looking closely
7	Pressure	A steady force upon a surface
8	Pupil	Black hole in the centre of iris
9	Refine	To make better/improve
10	Radiate	To spread out in many directions
11	Review	To look back over something
12	Shading	To darken
13	Sketch	A quick light outline; no detail
14	Texture	The feel or look of a surface
15	Tone/Tonal	The shade of a colour
16	Technique	A particular way of doing something

ME MYSELF & I: PORTRAITURE

Rationale: We want you to explore the work of Bisa Butler and other Portrait artists to help you understand the how artworks can be created and may have hidden meanings or tell a story. This will help inform how you create your own self portraits.

Throughout this project you will learn: About the proportions of the face, continuous line, self portraiture and pattern. How to experiment with line & pattern to create your own self portrait.

Watch these clips:

https://www.youtube.com/watch?v=_P3_61nh3xo

<https://www.bisabutler.com/about>

<https://www.youtube.com/watch?v=xY2zB3evN6M>

<https://www.youtube.com/watch?v=Yel6Wqn4I78>

Try these activities:

<https://www.youtube.com/watch?v=BhDz9xQjEik>

https://www.youtube.com/watch?v=SL3LiR_pvsU&t=387s

<https://vimeo.com/142836086>



Key words & Definitions

1	Clashing	To 'not match' or 'not work together' in colour or tone
2	Continuous line	Without pausing or stopping
3	Cool colours	Calm colours that can recede into background
4	Complementary Colours	Colours that are opposite each other on the colour wheel, they do not blend
5	Ghana	West African country
6	Harmonious colours	Colours that blend well together : near to each other on the colour wheel
7	Heritage	Family background/tradition
8	Identity	Who a person is, what makes them unique.
9	Kente Cloth	Ghanaian patterned textile
10	Pattern	Arrangement of repeated shapes
11	Proportions	The relationship (in size) of several things
12	Self Portrait	A portrayal of oneself
13	Symbol	An shape that represents something
14	Quilting	A sewing technique in which two or more layers of fabric, are sewn together.
15	Warm colours	Colours that have links to the sun & fire

CEAIG: Read these

<https://kitengestore.com/everything-need-know-kente/>