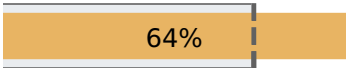






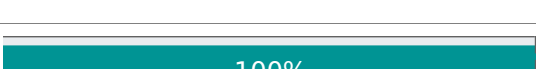


This graph shows a comparison between your latest evaluation results and a previous evaluation completed on **11-03-2025** by **Chris Dignam** .

Gatsby Benchmark	Latest Evaluation	Total achievement	Previous Evaluation	Indicator
1-A stable careers programme	 64%	64%	47%	↑
2-Learning from career and labour market information	 80%	80%	80%	→
3-Addressing the needs of each pupil	 63%	63%	63%	→
4-Linking curriculum learning to careers	 75%	75%	75%	→
5-Encounters with employers and employees	 75%	75%	75%	→
6-Experiences of workplaces	 75%	75%	75%	→
7-Encounters with further and higher education	 85%	85%	85%	→
8-Personal guidance	 100%	100%	100%	→

■ Reached 1% - 99%
 ■ Reached 100%
 ■ Result for selected evaluation
↑ % increase from previous evaluation
 ↓ % decrease from previous evaluation
 → % has not changed since previous evaluation

This report was generated from Compass+ for **Westhoughton High School**, by **Chris Dignam** on **October 15th 2025 at 22:37**.

If you think there is something wrong with the content of this report, please contact us at compassplus@careersandenterprise.co.uk.